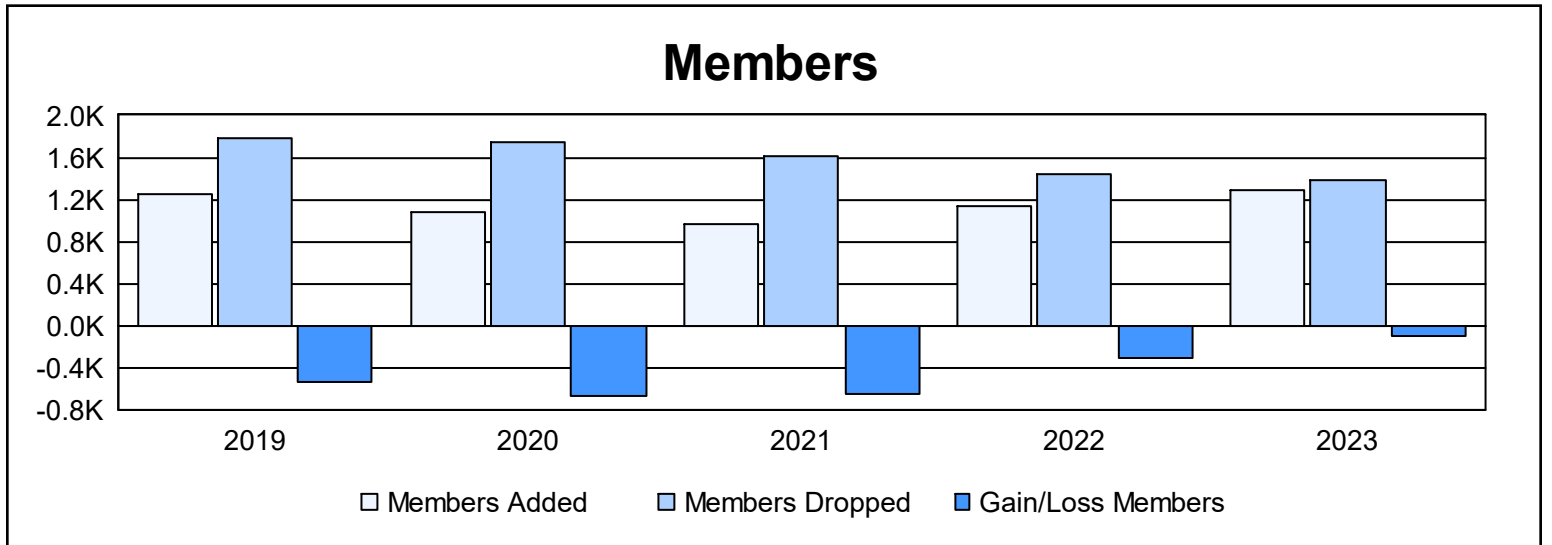
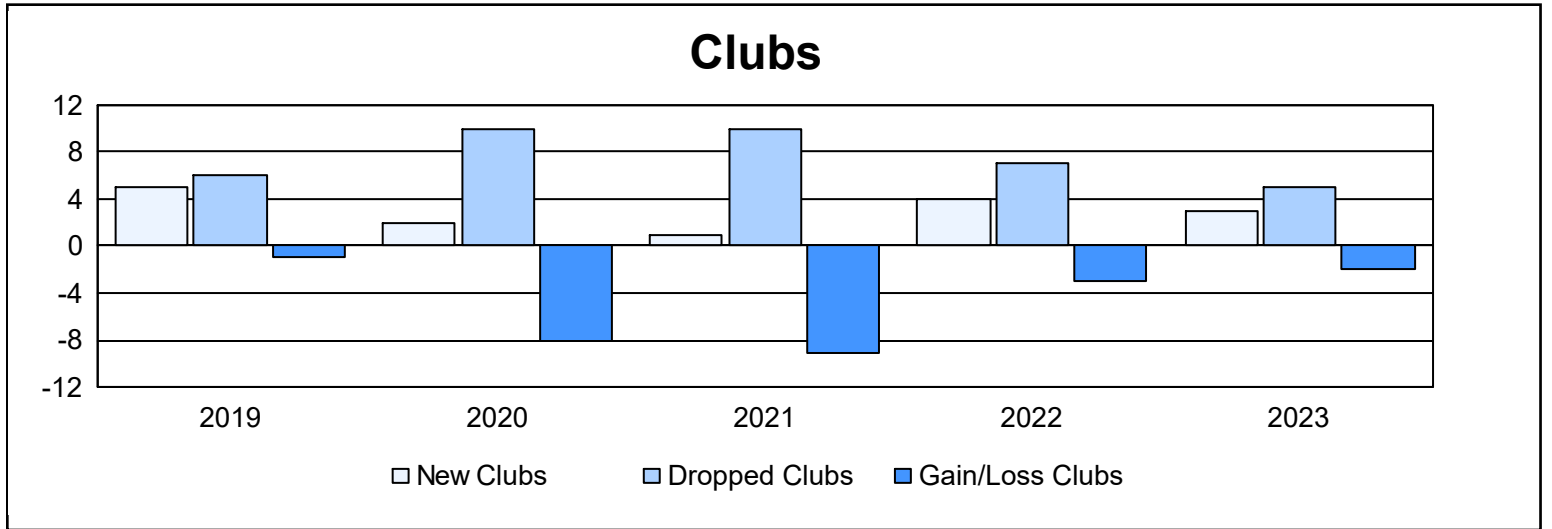
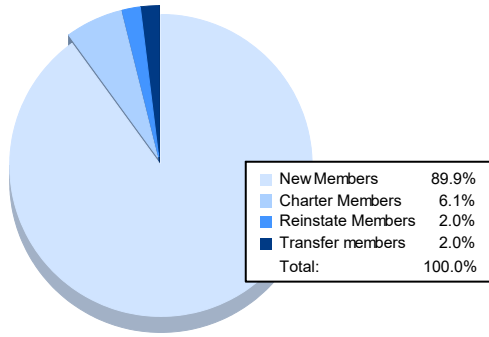


Year	New Clubs	Dropped Clubs	Gain/ Loss Clubs	New Members	Charter Members	Reinstate Members	Transfer Members	Total Member Added	Total Members Dropped	Gain/ Loss Members
2018-2019	5	6	-1	1,067	134	19	30	1,250	1,790	-540
2019-2020	2	10	-8	964	63	29	17	1,073	1,735	-662
2020-2021	1	10	-9	883	30	19	27	959	1,613	-654
2021-2022	4	7	-3	948	120	31	36	1,135	1,436	-301
2022-2023	3	5	-2	1,149	78	26	25	1,278	1,381	-103
Average	3	8	-5	1,002	85	25	27	1,139	1,591	-452



Membership Composition June 2023 Cumulative



Gender Composition June 2023 Cumulative

